

Fall 2004, FYS Research Skills Survey.

Frequencies

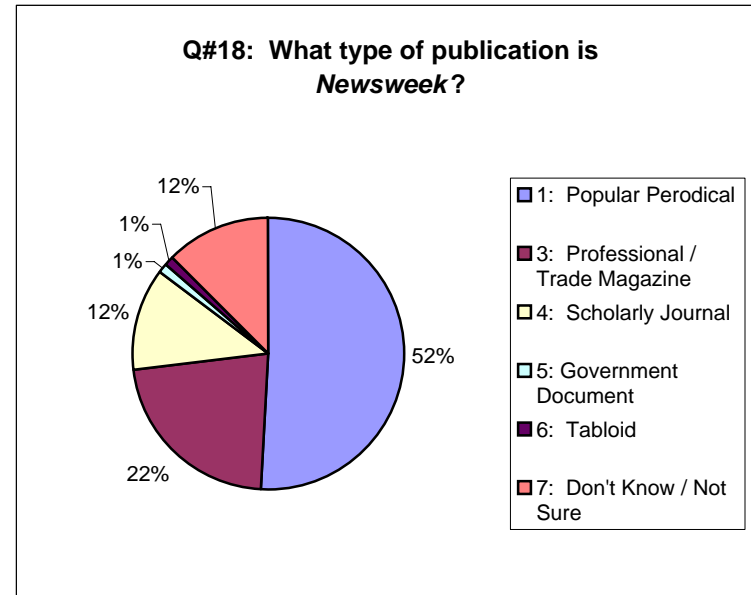
Statistics

Q18

N	Valid	266
	Missing	26
Mean		2.66
Median		1.00
Mode		1
Std. Deviation		2.046

Q18

		Frequency	Percent	Valid Percent	Cumulative Percent
Valid	1: Popular Periodical	135	46.2	50.8	50.8
	3: Professional / Trade Magazine	59	20.2	22.2	72.9
	4: Scholarly Journal	33	11.3	12.4	85.3
	5: Government Document	3	1.0	1.1	86.5
	6: Tabloid	3	1.0	1.1	87.6
	7: Don't Know / Not Sure	33	11.3	12.4	100.0
	Total	266	91.1	100.0	
Missing	System	26	8.9		
Total		292	100.0		



Fall 2004, FYS Research Skills Survey.

Statistics

Q1

N	Valid	291
	Missing	1
Mean		2.04
Median		2.00
Mode		2
Std. Deviation		0.456

Q1

		Frequency	Percent	Valid Percent	Cumulative Percent
Valid	1: 17 Years Old	22	7.5	7.6	7.6
	2: 18 Years Old	236	80.8	81.1	88.7
	3: 19 Years Old	31	10.6	10.7	99.3
	4: 20 Years Old	2	0.7	0.7	100.0
	Total	291	99.7	100.0	
Missing	System	1	0.3		
Total		292	100.0		

Statistics

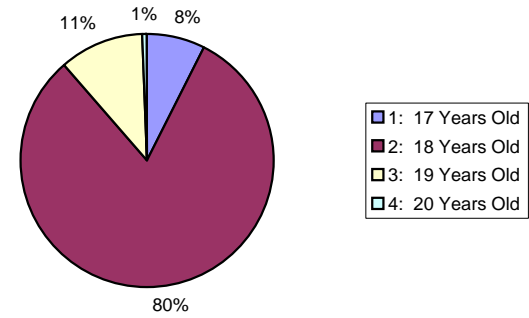
Q2

N	Valid	290
	Missing	2
Mean		1.64
Median		2.00
Mode		2
Std. Deviation		0.480

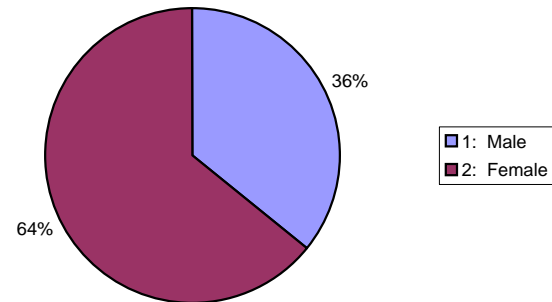
Q2

		Frequency	Percent	Valid Percent	Cumulative Percent
Valid	1: Male	104	35.6	35.9	35.9
	2: Female	186	63.7	64.1	100.0
	Total	290	99.3	100.0	
Missing	System	2	0.7		
Total		292	100.0		

Q#1: First Year Student Age



Q#2: First Year Student Gender



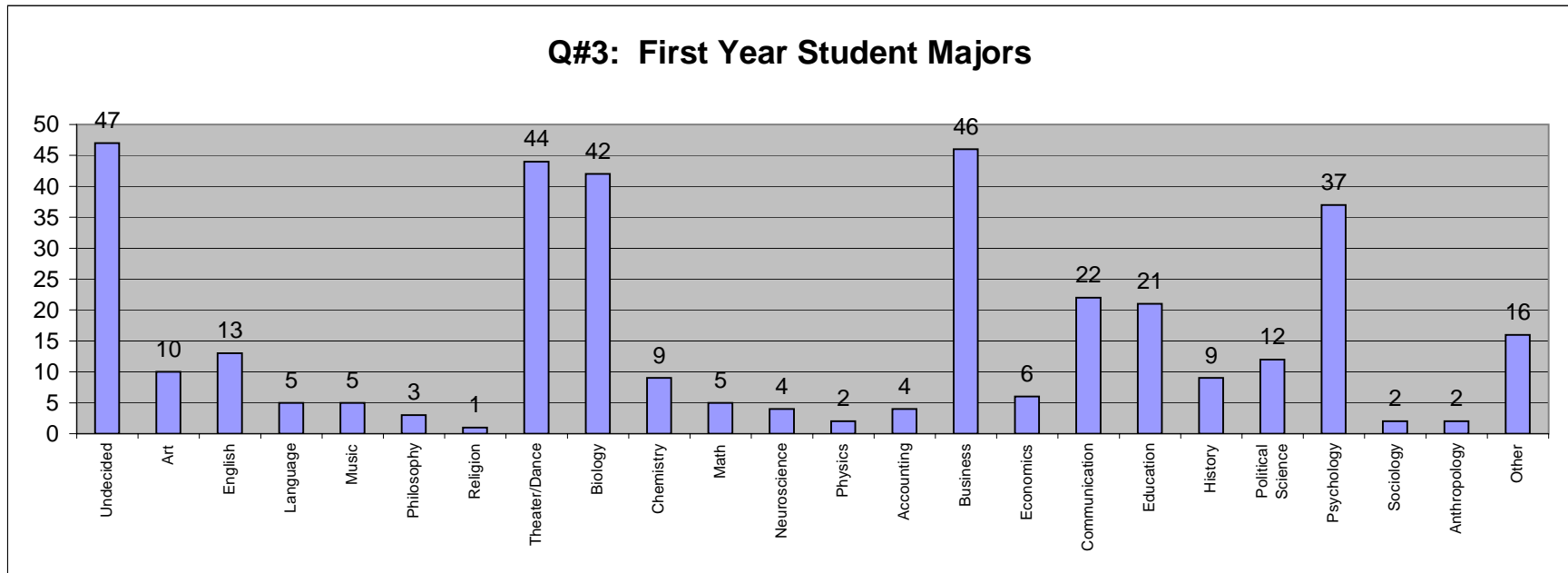
Fall 2004, FYS Research Skills Survey.

Question # 3

		Undecided	Art	English	Language	Music	Philosophy	Religion	Theater/Dance	Biology	Chemistry
		Q301	Q302	Q303	Q304	Q305	Q306	Q307	Q308	Q309	Q310
N	Valid	47	10	13	5	5	3	1	44	42	9
	Missing	245	282	279	287	287	289	291	248	250	283

Math	Neuroscience	Physics	Accounting	Business	Economics	Communication	Education	History	Political Science	Psychology
Q311	Q312	Q314	Q315	Q316	Q317	Q318	Q319	Q320	Q321	Q322
5	4	2	4	46	6	22	21	9	12	37
287	288	290	288	246	286	270	271	283	280	255

Sociology	Anthropology	Other
Q323	Q324	Q325
2	2	16
290	290	276



Fall 2004, FYS Research Skills Survey.

Statistics

Q326

N	Valid	70
	Missing	222

Q326

		Frequency	Percent	Valid Percent	Cumulative Percent
Valid	1: Humanities	70	24.0	100.0	100.0
Missing	System	222	76.0		
Total		292	100.0		

Statistics

Q327

N	Valid	55
	Missing	237

Q327

		Frequency	Percent	Valid Percent	Cumulative Percent
Valid	2: Sciences	55	18.8	100.0	100.0
Missing	System	237	81.2		
Total		292	100.0		

Statistics

Q328

N	Valid	136
	Missing	156

Q328

		Frequency	Percent	Valid Percent	Cumulative Percent
Valid	3: Social Sciences	136	46.6	100.0	100.0
Missing	System	156	53.4		
Total		292	100.0		

Statistics

Q329

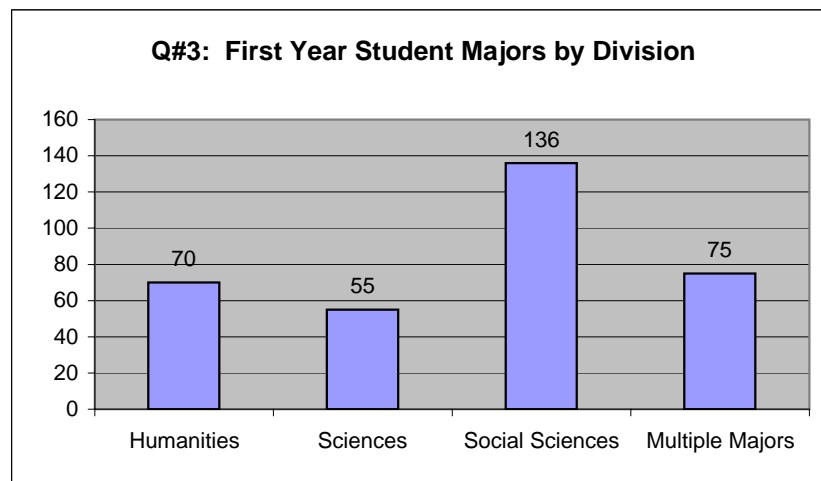
N	Valid	75
	Missing	217

Q329

		Frequency	Percent	Valid Percent	Cumulative Percent
Valid	4: Multiple Majors	75	25.7	100.0	100.0
Missing	System	217	74.3		

Frequency

Humanities	70
Sciences	55
Social Sciences	136
Multiple Majors	75



Total	292	100.0		
-------	-----	-------	--	--

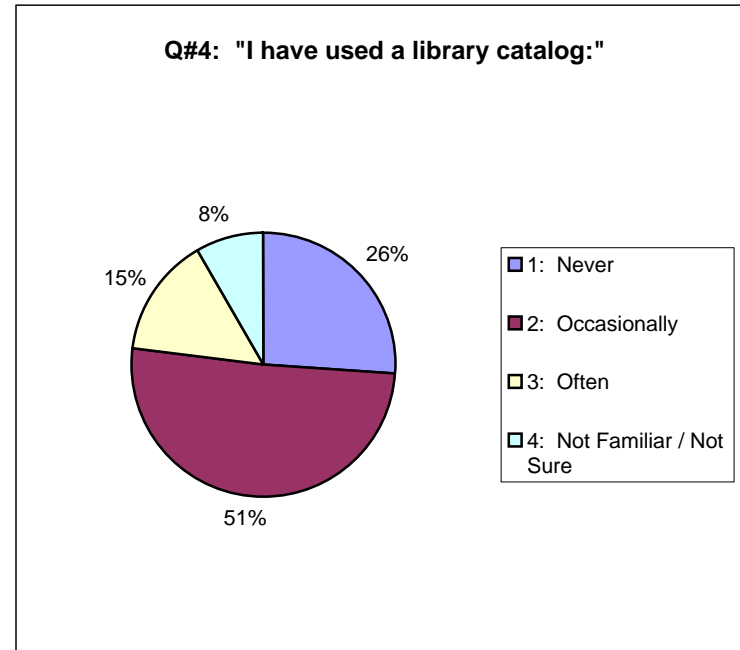
Statistics
Fall 2004, FYS Research Skills Survey.

Q4

N	Valid	290
	Missing	2
Mean		2.05
Median		2.00
Mode		2
Std. Deviation		0.861

Q4

		Frequency	Percent	Valid Percent	Cumulative Percent
Valid	1: Never	76	26.0	26.2	26.2
	2: Occasionally	147	50.3	50.7	76.9
	3: Often	43	14.7	14.8	91.7
	4: Not Familiar / Not Sure	24	8.2	8.3	100.0
	Total	290	99.3	100.0	
Missing	System	2	0.7		
Total		292	100.0		



Fall 2004, FYS Research Skills Survey.

Statistics

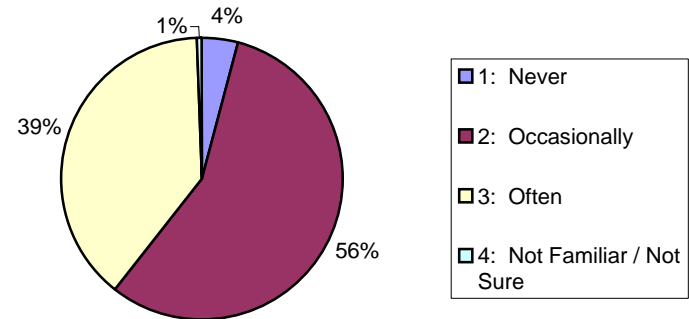
Q5

N	Valid	290
	Missing	2
Mean		2.36
Median		2.00
Mode		2
Std. Deviation		0.572

Q5

		Frequency	Percent	Valid Percent	Cumulative Percent
Valid	1: Never	12	4.1	4.1	4.1
	2: Occasionally	164	56.2	56.6	60.7
	3: Often	112	38.4	38.6	99.3
	4: Not Familiar / Not Sure	2	0.7	0.7	100.0
	Total	290	99.3	100.0	
Missing	System	2	0.7		
Total		292	100.0		

Q#5: "While in high school, I used libraries or library resources:"



Fall 2004, FYS Research Skills Survey.

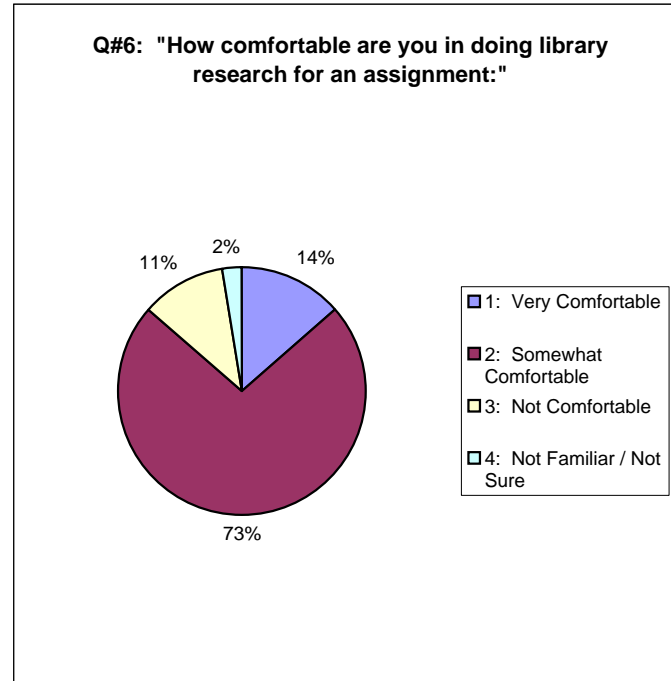
Statistics

Q6

N	Valid	291
	Missing	1
Mean		2.02
Median		2.00
Mode		2
Std. Deviation		0.590

Q6

		Frequency	Percent	Valid Percent	Cumulative Percent
Valid	1: Very Comfortable	40	13.7	13.7	13.7
	2: Somewhat Comfortable	211	72.3	72.5	86.3
	3: Not Comfortable	33	11.3	11.3	97.6
	4: Not Familiar / Not Sure	7	2.4	2.4	100.0
	Total	291	99.7	100.0	
Missing	System	1	0.3		
Total		292	100.0		



Fall 2004, FYS Research Skills Survey.

Statistics

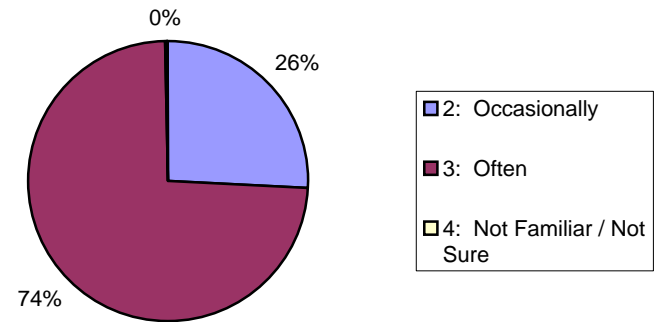
Q7

N	Valid	288
	Missing	4
Mean		2.75
Median		3.00
Mode		3
Std. Deviation		0.444

Q7

		Frequency	Percent	Valid Percent	Cumulative Percent
Valid	2: Occasionally	74	25.3	25.7	25.7
	3: Often	213	72.9	74.0	99.7
	4: Not Familiar / Not Sure	1	0.3	0.3	100.0
	Total	288	98.6	100.0	
Missing	System	4	1.4		
Total		292	100.0		

Q#7: "I have written a paper that required a bibliography or list of works cited:"



Fall 2004, FYS Research Skills Survey.

Statistics

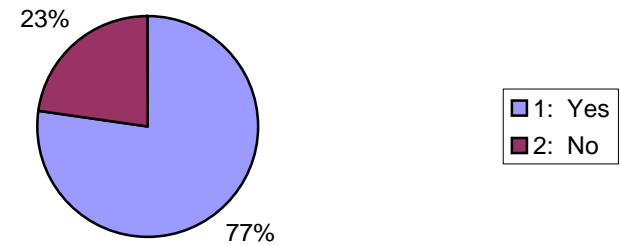
Q8

N	Valid	291
	Missing	1
Mean		1.23
Median		1.00
Mode		1
Std. Deviation		0.419

Q8

		Frequency	Percent	Valid Percent	Cumulative Percent
Valid	1: Yes	225	77.1	77.3	77.3
	2: No	66	22.6	22.7	100.0
	Total	291	99.7	100.0	
Missing	System	1	0.3		
Total		292	100.0		

Q#8: "In my high school, I had a class or session given by a librarian or teacher on library resources and research strategies:"



Fall 2004, FYS Research Skills Survey.

Statistics

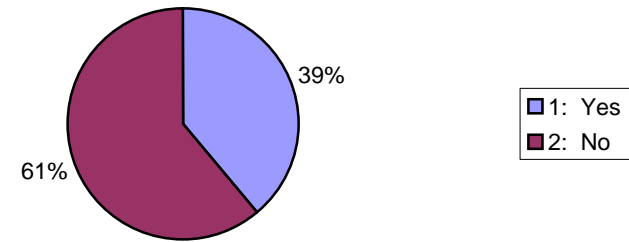
Q9

N	Valid	291
	Missing	1
Mean		1.61
Median		2.00
Mode		2
Std. Deviation		0.488

Q9

		Frequency	Percent	Valid Percent	Cumulative Percent
Valid	1: Yes	113	38.7	38.8	38.8
	2: No	178	61.0	61.2	100.0
	Total	291	99.7	100.0	
Missing	System	1	0.3		
Total		292	100.0		

Q#9: "My teachers or librarians in high school discussed how to critically evaluate a website:"



Fall 2004, FYS Research Skills Survey.

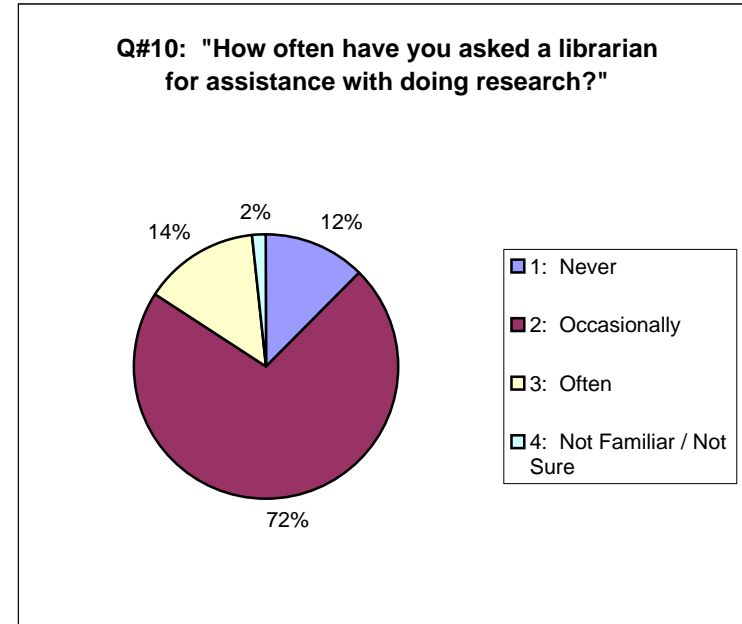
Statistics

Q10

N	Valid	289
	Missing	3
Mean		2.05
Median		2.00
Mode		2
Std. Deviation		0.578

Q10

		Frequency	Percent	Valid Percent	Cumulative Percent
Valid	1: Never	36	12.3	12.5	12.5
	2: Occasionally	207	70.9	71.6	84.1
	3: Often	41	14.0	14.2	98.3
	4: Not Familiar / Not Sure	5	1.7	1.7	100.0
	Total	289	99.0	100.0	
Missing	System	3	1.0		
Total		292	100.0		



Fall 2004, FYS Research Skills Survey.

Statistics

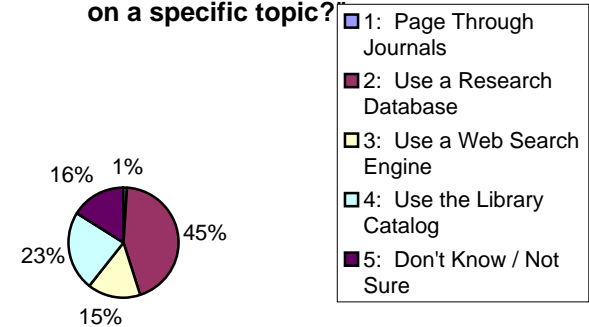
Q11

N	Valid	286
	Missing	6
Mean		3.09
Median		3.00
Mode		2
Std. Deviation		1.164

Q11

		Frequency	Percent	Valid Percent	Cumulative Percent
Valid	1: Page Through Journals	3	1.0	1.0	1.0
	2: Use a Research Database	126	43.2	44.1	45.1
	3: Use a Web Search Engine	44	15.1	15.4	60.5
	4: Use the Library Catalog	67	22.9	23.4	83.9
	5: Don't Know / Not Sure	46	15.8	16.1	100.0
	Total	286	97.9	100.0	
Missing	System	6	2.1		
Total		292	100.0		

Q#11: "Which of the following is the best way to start if you want to locate scholarly articles on a specific topic?"



]

Fall 2004, FYS Research Skills Survey.

Statistics

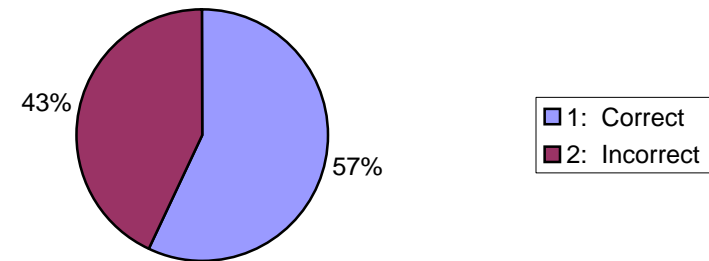
Q12

N	Valid	288
	Missing	4
Mean		1.43
Median		1.00
Mode		1
Std. Deviation		0.496

Q12

		Frequency	Percent	Valid Percent	Cumulative Percent
Valid	1: Correct	164	56.2	56.9	56.9
	2: Incorrect	124	42.5	43.1	100.0
	Total	288	98.6	100.0	
Missing	System	4	1.4		
Total		292	100.0		

Q#12: Correctly identify the title of a journal from a citation:



Statistics

Fall 2004, FYS Research Skills Survey.

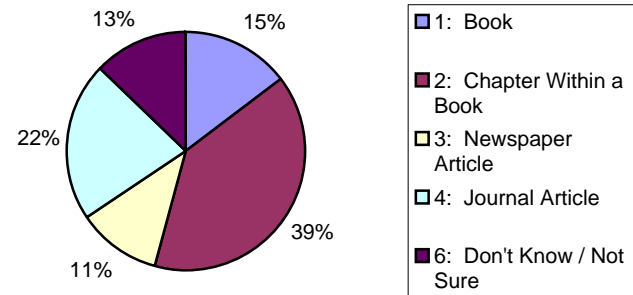
Q13

N	Valid	284
	Missing	8
Mean		2.91
Median		2.00
Mode		2
Std. Deviation		1.531

Q13

		Frequency	Percent	Valid Percent	Cumulative Percent
Valid	1: Book	42	14.4	14.8	14.8
	2: Chapter Within a Book	112	38.4	39.4	54.2
	3: Newspaper Article	32	11.0	11.3	65.5
	4: Journal Article	62	21.2	21.8	87.3
	6: Don't Know / Not Sure	36	12.3	12.7	100.0
	Total	284	97.3	100.0	
Missing	System	8	2.7		
Total		292	100.0		

Q#13: Correctly identify a book chapter citation:



Fall 2004, FYS Research Skills Survey.

Statistics

Q141

N	Valid	174
	Missing	118
Mean		1.00
Median		1.00
Mode		1
Std. Deviation		0.000

Q141

	Frequency	Percent	Valid Percent	Cumulative Percent
Valid 1: Letters	174	59.6	100.0	100.0
Missing System	118	40.4		
Total	292	100.0		

Statistics

Q142

N	Valid	171
	Missing	121
Mean		2.00
Median		2.00
Mode		2
Std. Deviation		0.000

Q142

	Frequency	Percent	Valid Percent	Cumulative Percent
Valid 2: Newspaper Articles	171	58.6	100.0	100.0
Missing System	121	41.4		
Total	292	100.0		

Statistics

Q143

N	Valid	110
	Missing	182
Mean		3.00
Median		3.00
Mode		3
Std. Deviation		0.000

Q143

	Frequency	Percent	Valid Percent	Cumulative Percent
Valid 3: Biographies	110	37.7	100.0	100.0
Missing System	182	62.3		
Total	292	100.0		

Statistics

Q144

N	Valid	118
	Missing	174
Mean		4.00
Median		4.00
Mode		4

Q144

	Frequency	Percent	Valid Percent	Cumulative Percent
Valid 4: Journal Articles	118	40.4	100.0	100.0
Missing System	174	59.6		
Total	292	100.0		

Std. Deviation	0.000
----------------	-------

Fall 2004, FYS Research Skills Survey.

Statistics

Q145

N	Valid	83
	Missing	209
Mean		5.00
Median		5.00
Mode		5
Std. Deviation		0.000

Q145

	Frequency	Percent	Valid Percent	Cumulative Percent
Valid 5: Encyclopedia Articles	83	28.4	100.0	100.0
Missing System	209	71.6		
Total	292	100.0		

Statistics

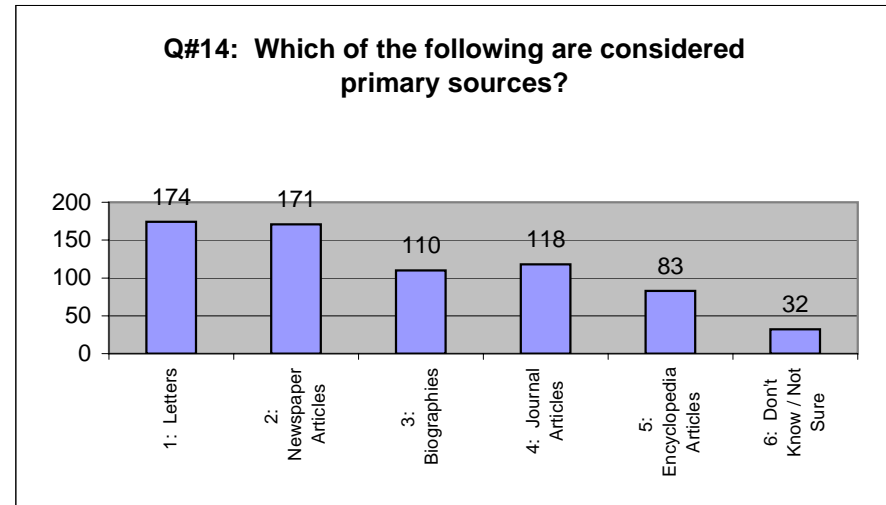
Q146

N	Valid	32
	Missing	260
Mean		6.00
Median		6.00
Mode		6
Std. Deviation		0.000

Q146

	Frequency	Percent	Valid Percent	Cumulative Percent
Valid 6: Don't Know / Not Sure	32	11.0	100.0	100.0
Missing System	260	89.0		
Total	292	100.0		

1: Letters	174
2: Newspaper Articles	171
3: Biographies	110
4: Journal Articles	118
5: Encyclopedia Articles	83
6: Don't Know / Not Sure	32



Fall 2004, FYS Research Skills Survey.

Frequencies

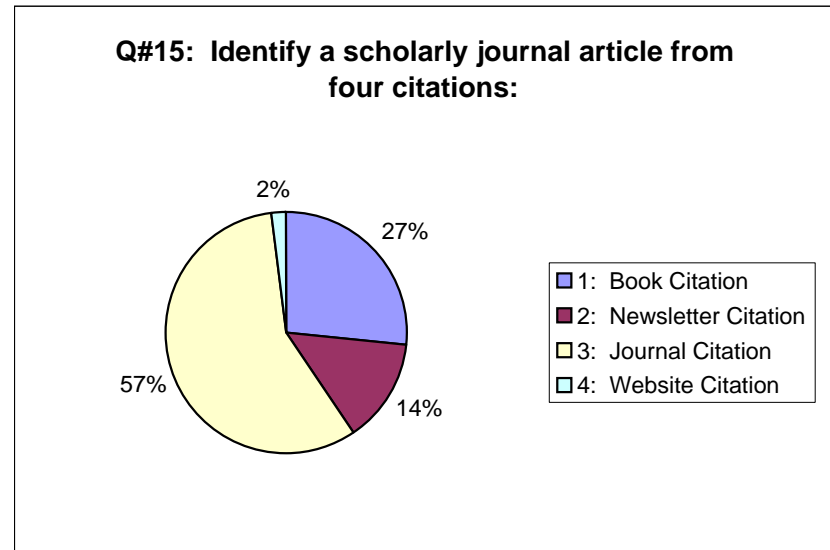
Statistics

Q15

N	Valid	274
	Missing	18
Mean		2.35
Median		3.00
Mode		3
Std. Deviation		0.894

Q15

		Frequency	Percent	Valid Percent	Cumulative Percent
Valid	1: Book Citation	73	25.0	26.6	26.6
	2: Newsletter Citation	38	13.0	13.9	40.5
	3: Journal Citation	158	54.1	57.7	98.2
	4: Website Citation	5	1.7	1.8	100.0
	Total	274	93.8	100.0	
Missing	System	18	6.2		
Total		292	100.0		



Fall 2004, FYS Research Skills Survey.

Statistics

Q161

N	Valid	222
	Missing	70

Q161

	Frequency	Percent	Valid Percent	Cumulative Percent
Valid 1: Quote Whole Paragraph	222	76.0	100.0	100.0
Missing System	70	24.0		
Total	292	100.0		

Statistics

Q162

N	Valid	166
	Missing	126

Q162

	Frequency	Percent	Valid Percent	Cumulative Percent
Valid 2: Paraphrase Paragraph	166	56.8	100.0	100.0
Missing System	126	43.2		
Total	292	100.0		

Statistics

Q163

N	Valid	229
	Missing	63

Q163

	Frequency	Percent	Valid Percent	Cumulative Percent
Valid 3: Quote One Sentence	229	78.4	100.0	100.0
Missing System	63	21.6		
Total	292	100.0		

Statistics

Q164

N	Valid	5
	Missing	287

Q164

	Frequency	Percent	Valid Percent	Cumulative Percent
Valid 4: Don't Need to Cite	5	1.7	100.0	100.0
Missing System	287	98.3		
Total	292	100.0		

Fall 2004, FYS Research Skills Survey.

Statistics

Q165

N	Valid	4
	Missing	288

Q165

	Frequency	Percent	Valid Percent	Cumulative Percent
Valid 5: None of the Above	4	1.4	100.0	100.0
Missing System	288	98.6		
Total	292	100.0		

Statistics

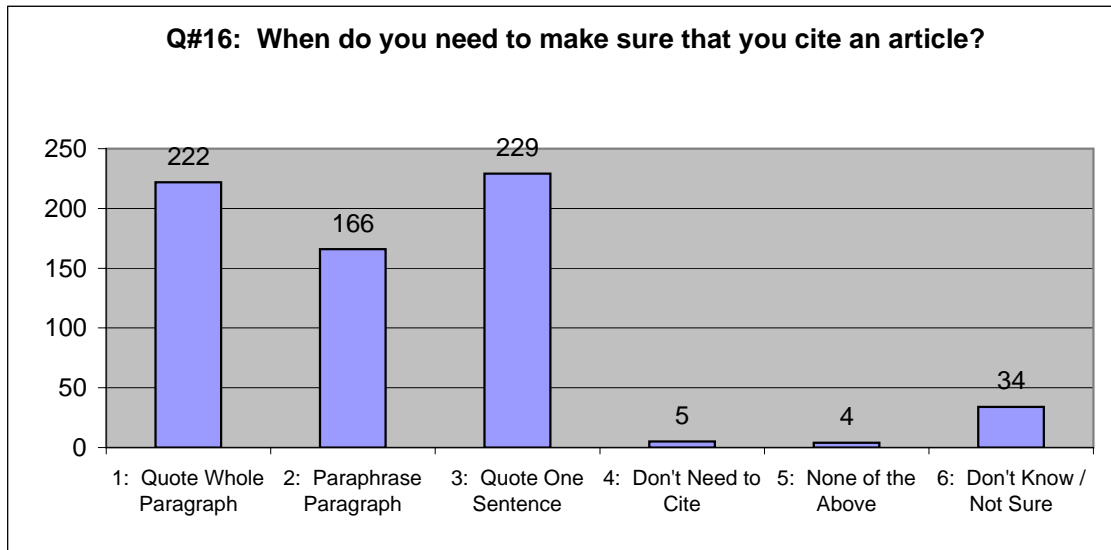
Q166

N	Valid	34
	Missing	258

Q166

	Frequency	Percent	Valid Percent	Cumulative Percent
Valid 6: Don't Know / Not Sure	34	11.6	100.0	100.0
Missing System	258	88.4		
Total	292	100.0		

Q#16: When do you need to make sure that you cite an article?



Fall 2004, FYS Research Skills Survey.

Statistics

		Q171	Q172	Q173	Q174	Q175	Q176
N	Valid	143	5	9	26	25	1
	Missing	149	287	283	266	267	291

Q171

		Frequency	Percent	Valid Percent	Cumulative Percent
Valid	1: Authority	143	49.0	100.0	100.0
Missing	System	149	51.0		
Total		292	100.0		

Q172

		Frequency	Percent	Valid Percent	Cumulative Percent
Valid	2: Accuracy	5	1.7	100.0	100.0
Missing	System	287	98.3		
Total		292	100.0		

Q173

		Frequency	Percent	Valid Percent	Cumulative Percent
Valid	3: Objectivity	9	3.1	100.0	100.0
Missing	System	283	96.9		
Total		292	100.0		

Q174

		Frequency	Percent	Valid Percent	Cumulative Percent
Valid	4: Currency	26	8.9	100.0	100.0
Missing	System	266	91.1		
Total		292	100.0		

Q175

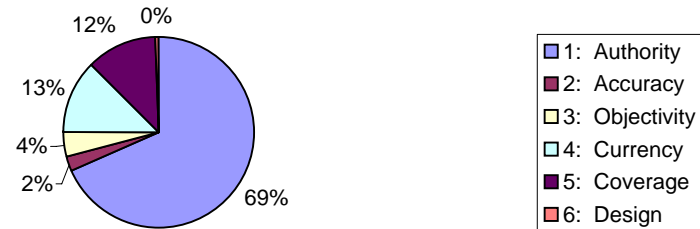
		Frequency	Percent	Valid Percent	Cumulative Percent
Valid	5: Coverage	25	8.6	100.0	100.0
Missing	System	267	91.4		
Total		292	100.0		

Q176

		Frequency	Percent	Valid Percent	Cumulative Percent
Valid	6: Design	1	0.3	100.0	100.0
Missing	System	291	99.7		
Total		292	100.0		

	Frequency	Percent	Valid Percent
1: Authority	143	49.0%	68.4%
2: Accuracy	5	1.7%	2.4%
3: Objectivity	9	3.1%	4.3%
4: Currency	26	8.9%	12.4%
5: Coverage	25	8.6%	12.0%
6: Design	1	0.3%	0.5%
Valid	209	71.6%	
Missing	83	28.4%	
Total	292		

Q#17: Name one criterion for evaluating the authority of a website:



Q301					
		Frequency	Percent	Valid Percent	Cumulative Percent
Valid	1: Undecided	47	16.1	100.0	100.0
Missing	System	245	83.9		
Total		292	100.0		

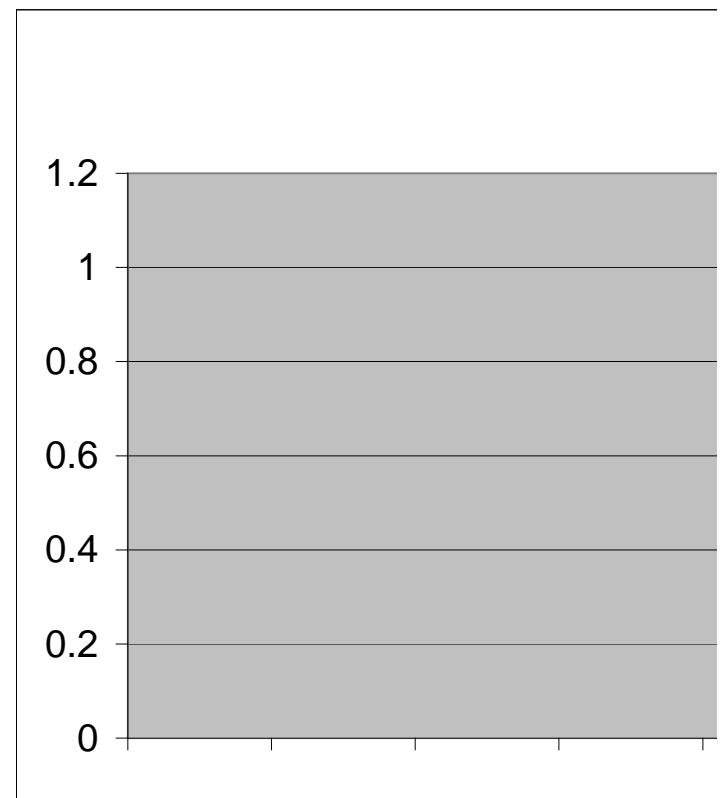
Q302					
		Frequency	Percent	Valid Percent	Cumulative Percent
Valid	2: Art	10	3.4	100.0	100.0
Missing	System	282	96.6		
Total		292	100.0		

Q303					
		Frequency	Percent	Valid Percent	Cumulative Percent
Valid	3: English	13	4.5	100.0	100.0
Missing	System	279	95.5		
Total		292	100.0		

Q304					
		Frequency	Percent	Valid Percent	Cumulative Percent
Valid	4: Language	5	1.7	100.0	100.0
Missing	System	287	98.3		
Total		292	100.0		

Q305					
		Frequency	Percent	Valid Percent	Cumulative Percent
Valid	5: Music	5	1.7	100.0	100.0
Missing	System	287	98.3		
Total		292	100.0		

Q306					
		Frequency	Percent	Valid Percent	Cumulative Percent
Valid	6: Philosophy	3	1.0	100.0	100.0



Missing	System	289	99.0	
Total		292	100.0	

Q307

		Frequency	Percent	Valid Percent	Cumulative Percent
Valid	7: Religion	1	0.3	100.0	100.0
Missing	System	291	99.7		
Total		292	100.0		

Q308

		Frequency	Percent	Valid Percent	Cumulative Percent
Valid	8: Theater/Dance	44	15.1	100.0	100.0
Missing	System	248	84.9		
Total		292	100.0		

Q309

		Frequency	Percent	Valid Percent	Cumulative Percent
Valid	9: Biology	42	14.4	100.0	100.0
Missing	System	250	85.6		
Total		292	100.0		

Q310

		Frequency	Percent	Valid Percent	Cumulative Percent
Valid	10: Chemistry	9	3.1	100.0	100.0
Missing	System	283	96.9		
Total		292	100.0		

Q311

		Frequency	Percent	Valid Percent	Cumulative Percent
Valid	11: Math	5	1.7	100.0	100.0
Missing	System	287	98.3		
Total		292	100.0		

Q312

		Frequency	Percent	Valid Percent	Cumulative Percent
Valid	12: Neuroscience	4	1.4	100.0	100.0
Missing	System	288	98.6		
Total		292	100.0		

Q313

Physical Education		Frequency	Percent
Missing	System	292	100.0

Q314

		Frequency	Percent	Valid Percent	Cumulative Percent
Valid	14: Physics	2	0.7	100.0	100.0

Missing	System	290	99.3		
Total		292	100.0		

Q315

		Frequency	Percent	Valid Percent	Cumulative Percent
Valid	15: Accounting	4	1.4	100.0	100.0
Missing	System	288	98.6		
Total		292	100.0		

Q316

		Frequency	Percent	Valid Percent	Cumulative Percent
Valid	16: Business	46	15.8	100.0	100.0
Missing	System	246	84.2		
Total		292	100.0		

Q317

		Frequency	Percent	Valid Percent	Cumulative Percent
Valid	17: Economics	6	2.1	100.0	100.0
Missing	System	286	97.9		
Total		292	100.0		

Q318

		Frequency	Percent	Valid Percent	Cumulative Percent
Valid	18: Communication	22	7.5	100.0	100.0
Missing	System	270	92.5		
Total		292	100.0		

Q319

		Frequency	Percent	Valid Percent	Cumulative Percent
Valid	19: Education	21	7.2	100.0	100.0
Missing	System	271	92.8		
Total		292	100.0		

Q320

		Frequency	Percent	Valid Percent	Cumulative Percent
Valid	20: History	9	3.1	100.0	100.0
Missing	System	283	96.9		
Total		292	100.0		

Q321

		Frequency	Percent	Valid Percent	Cumulative Percent
Valid	21: Political Science	12	4.1	100.0	100.0
Missing	System	280	95.9		
Total		292	100.0		

Q322

		Frequency	Percent	Valid Percent	Cumulative Percent

Valid	22: Psychology	37	12.7	100.0	100.0
Missing	System	255	87.3		
Total		292	100.0		

Q323

		Frequency	Percent	Valid Percent	Cumulative Percent
Valid	23: Sociology	2	0.7	100.0	100.0
Missing	System	290	99.3		
Total		292	100.0		

Q324

		Frequency	Percent	Valid Percent	Cumulative Percent
Valid	24: Anthropology	2	0.7	100.0	100.0
Missing	System	290	99.3		
Total		292	100.0		

Q325

		Frequency	Percent	Valid Percent	Cumulative Percent
Valid	25: Other	16	5.5	100.0	100.0
Missing	System	276	94.5		
Total		292	100.0		

Statistics

Q326

N	Valid	70
	Missing	222

Q326

		Frequency	Percent	Valid Percent	Cumulative Percent
Valid	1: Humanities	70	24.0	100.0	100.0
Missing	System	222	76.0		
Total		292	100.0		

Statistics

Q327

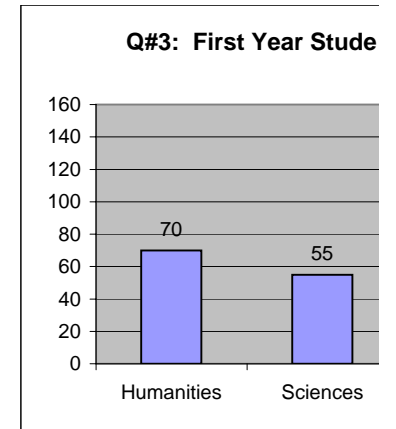
N	Valid	55
	Missing	237

Q327

		Frequency	Percent	Valid Percent	Cumulative Percent
Valid	2: Sciences	55	18.8	100.0	100.0
Missing	System	237	81.2		
Total		292	100.0		

Statistics

	Frequency
Humanities	70
Sciences	55
Social Scienc	136
Multiple Majo	75



Q328

N	Valid	136
	Missing	156

Q328

		Frequency	Percent	Valid Percent	Cumulative Percent
Valid	3: Social Sciences	136	46.6	100.0	100.0
Missing	System	156	53.4		
Total		292	100.0		

Statistics

Q329

N	Valid	75
	Missing	217

Q329

		Frequency	Percent	Valid Percent	Cumulative Percent
Valid	4: Multiple Majors	75	25.7	100.0	100.0
Missing	System	217	74.3		
Total		292	100.0		

Statistics

Q4

N	Valid	290
	Missing	2
Mean		2.05
Median		2.00
Mode		2
Std. Deviation		0.861

Q4

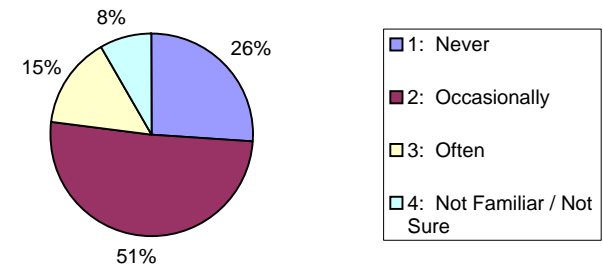
		Frequency	Percent	Valid Percent	Cumulative Percent
Valid	1: Never	76	26.0	26.2	26.2
	2: Occasionally	147	50.3	50.7	76.9
	3: Often	43	14.7	14.8	91.7
	4: Not Familiar / Not Sure	24	8.2	8.3	100.0
	Total	290	99.3	100.0	
Missing	System	2	0.7		
Total		292	100.0		

Statistics

Q5

N	Valid	290
	Missing	2

Q#4: "I have used a library catalog:"

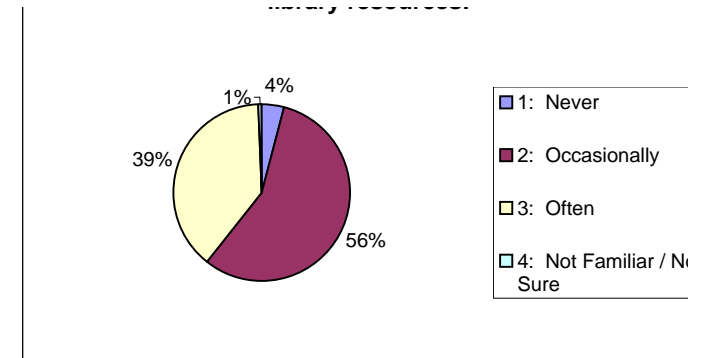


Q#5: "While in high school, I used libraries or library resources:"

Mean	2.36
Median	2.00
Mode	2
Std. Deviation	0.572

Q5

		Frequency	Percent	Valid Percent	Cumulative Percent
Valid	1: Never	12	4.1	4.1	4.1
	2: Occasionally	164	56.2	56.6	60.7
	3: Often	112	38.4	38.6	99.3
	4: Not Familiar / Not Sure	2	0.7	0.7	100.0
	Total	290	99.3	100.0	
Missing	System	2	0.7		
Total		292	100.0		



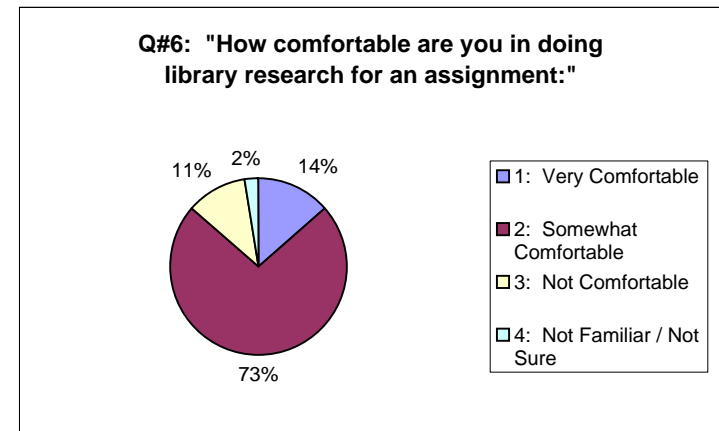
Statistics

Q6

N	Valid	291
	Missing	1
Mean		2.02
Median		2.00
Mode		2
Std. Deviation		0.590

Q6

		Frequency	Percent	Valid Percent	Cumulative Percent
Valid	1: Very Comfortable	40	13.7	13.7	13.7
	2: Somewhat Comfortable	211	72.3	72.5	86.3
	3: Not Comfortable	33	11.3	11.3	97.6
	4: Not Familiar / Not Sure	7	2.4	2.4	100.0
	Total	291	99.7	100.0	
Missing	System	1	0.3		
Total		292	100.0		



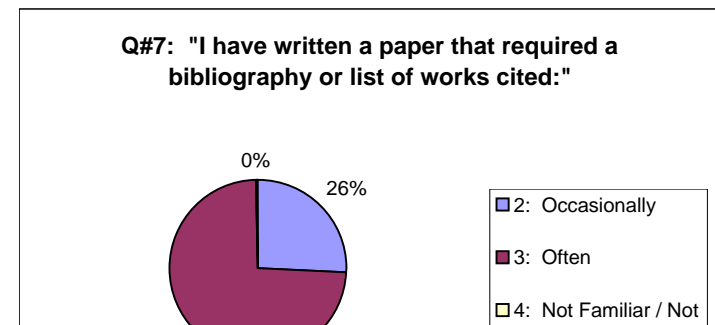
Statistics

Q7

N	Valid	288
	Missing	4
Mean		2.75
Median		3.00
Mode		3
Std. Deviation		0.444

Q7

		Frequency	Percent	Valid Percent	Cumulative Percent
Valid	2: Occasionally	74	25.3	25.7	25.7



	3: Often	213	72.9	74.0	99.7
	4: Not Familiar / Not Sure	1	0.3	0.3	100.0
	Total	288	98.6	100.0	
Missing	System	4	1.4		
Total		292	100.0		

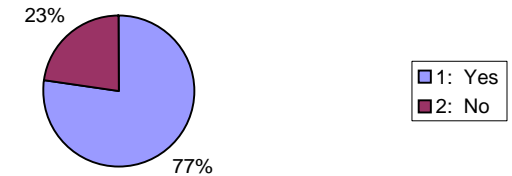


Statistics

Q8

N	Valid	291
	Missing	1
Mean		1.23
Median		1.00
Mode		1
Std. Deviation		0.419

Q#8: "In my high school, I had a class or session given by a librarian or teacher on library resources and research strategies:"



Q8

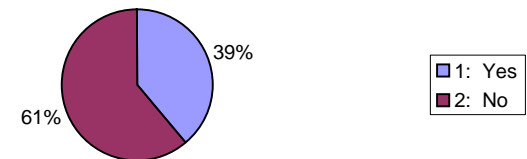
		Frequency	Percent	Valid Percent	Cumulative Percent
Valid	1: Yes	225	77.1	77.3	77.3
	2: No	66	22.6	22.7	100.0
	Total	291	99.7	100.0	
Missing	System	1	0.3		
Total		292	100.0		

Statistics

Q9

N	Valid	291
	Missing	1
Mean		1.61
Median		2.00
Mode		2
Std. Deviation		0.488

Q#9: "My teachers or librarians in high school discussed how to critically evaluate a website:"



Q9

		Frequency	Percent	Valid Percent	Cumulative Percent
Valid	1: Yes	113	38.7	38.8	38.8
	2: No	178	61.0	61.2	100.0
	Total	291	99.7	100.0	
Missing	System	1	0.3		
Total		292	100.0		

Statistics

Q10

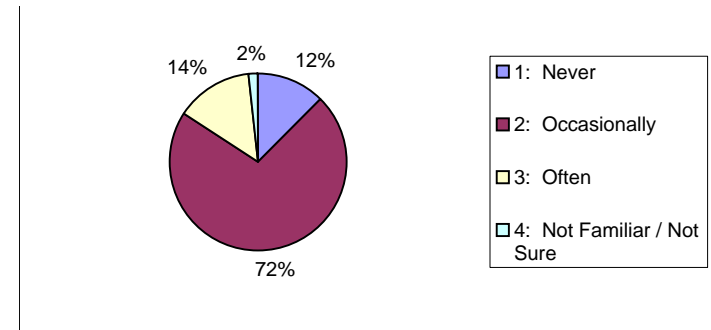
N	Valid	289
	Missing	3
Mean		2.05

Q#10: "How often have you asked a librarian for assistance with doing research?"

Median	2.00
Mode	2
Std. Deviation	0.578

Q10

	Frequency	Percent	Valid Percent	Cumulative Percent
Valid				
1: Never	36	12.3	12.5	12.5
2: Occasionally	207	70.9	71.6	84.1
3: Often	41	14.0	14.2	98.3
4: Not Familiar / Not Sure	5	1.7	1.7	100.0
Total	289	99.0	100.0	
Missing				
System	3	1.0		
Total	292	100.0		



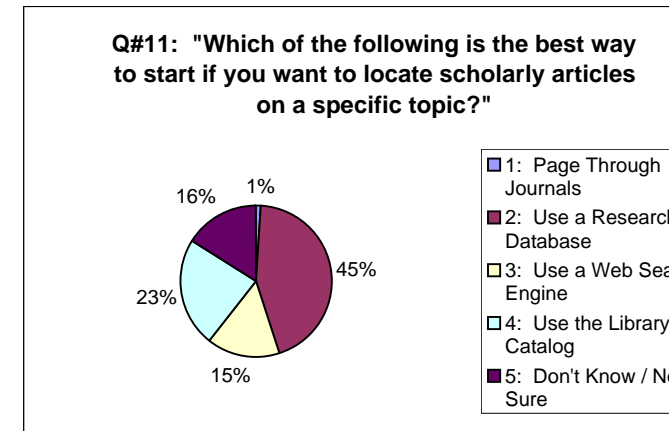
Statistics

Q11

N	Valid	286
	Missing	6
Mean		3.09
Median		3.00
Mode		2
Std. Deviation		1.164

Q11

	Frequency	Percent	Valid Percent	Cumulative Percent
Valid				
1: Page Through Journals	3	1.0	1.0	1.0
2: Use a Research Database	126	43.2	44.1	45.1
3: Use a Web Search Engine	44	15.1	15.4	60.5
4: Use the Library Catalog	67	22.9	23.4	83.9
5: Don't Know / Not Sure	46	15.8	16.1	100.0
Total	286	97.9	100.0	
Missing				
System	6	2.1		
Total	292	100.0		



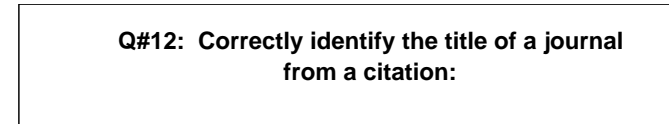
Statistics

Q12

N	Valid	288
	Missing	4
Mean		1.43
Median		1.00
Mode		1
Std. Deviation		0.496

Q12

	Frequency	Percent	Valid Percent	Cumulative Percent
Valid				
1: Correct	164	56.2	56.9	56.9



	2: Incorrect	124	42.5	43.1	100.0
	Total	288	98.6	100.0	
Missing	System	4	1.4		
Total		292	100.0		

Statistics

Q13		
N	Valid	284
	Missing	8
Mean		2.91
Median		2.00
Mode		2
Std. Deviation		1.531

Q13

		Frequency	Percent	Valid Percent	Cumulative Percent
Valid	1: Book	42	14.4	14.8	14.8
	2: Chapter Within a Book	112	38.4	39.4	54.2
	3: Newspaper Article	32	11.0	11.3	65.5
	4: Journal Article	62	21.2	21.8	87.3
	6: Don't Know / Not Sure	36	12.3	12.7	100.0
	Total	284	97.3	100.0	
Missing	System	8	2.7		
Total		292	100.0		

Statistics

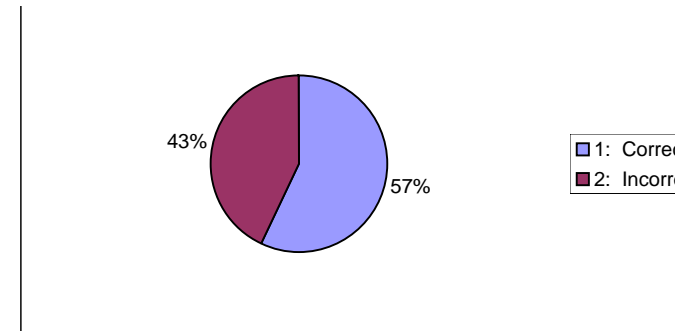
Q141		
N	Valid	174
	Missing	118
Mean		1.00
Median		1.00
Mode		1
Std. Deviation		0.000

Q141

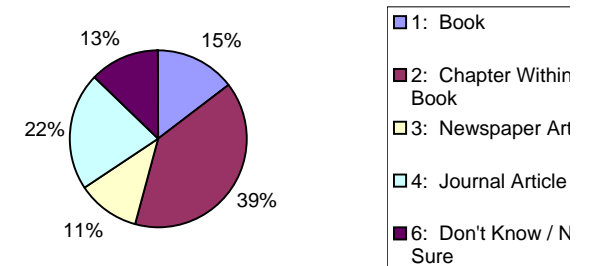
		Frequency	Percent	Valid Percent	Cumulative Percent
Valid	1: Letters	174	59.6	100.0	100.0
Missing	System	118	40.4		
Total		292	100.0		

Statistics

Q142		
N	Valid	171
	Missing	121
Mean		2.00

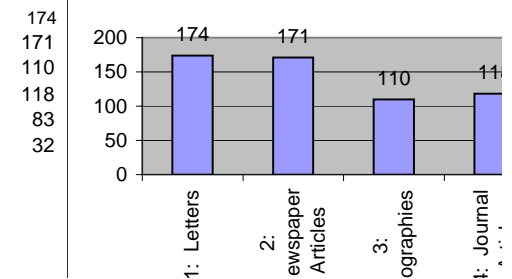


Q#13: Correctly identify a book chapter citation:



Q#14: Which of the following primary sources

- 1: Letters
- 2: Newspaper
- 3: Biographic
- 4: Journal Ar
- 5: Encyclope
- 6: Don't Kno



Median	2.00
Mode	2
Std. Deviation	0.000

Q142

	Frequency	Percent	Valid Percent	Cumulative Percent
Valid 2: Newspaper Articles	171	58.6	100.0	100.0
Missing System	121	41.4		
Total	292	100.0		

Statistics

Q143

N	Valid	110
	Missing	182
Mean		3.00
Median		3.00
Mode		3
Std. Deviation		0.000

Q143

	Frequency	Percent	Valid Percent	Cumulative Percent
Valid 3: Biographies	110	37.7	100.0	100.0
Missing System	182	62.3		
Total	292	100.0		

Statistics

Q144

N	Valid	118
	Missing	174
Mean		4.00
Median		4.00
Mode		4
Std. Deviation		0.000

Q144

	Frequency	Percent	Valid Percent	Cumulative Percent
Valid 4: Journal Articles	118	40.4	100.0	100.0
Missing System	174	59.6		
Total	292	100.0		

Statistics

Q145

N	Valid	83
	Missing	209
Mean		5.00

1: New
Art
Biogr
4: J

Median	5.00
Mode	5
Std. Deviation	0.000

Q145

	Frequency	Percent	Valid Percent	Cumulative Percent
Valid 5: Encyclopedia Articles	83	28.4	100.0	100.0
Missing System	209	71.6		
Total	292	100.0		

Statistics

Q146

N	Valid	32
	Missing	260
Mean		6.00
Median		6.00
Mode		6
Std. Deviation		0.000

Q146

	Frequency	Percent	Valid Percent	Cumulative Percent
Valid 6: Don't Know / Not Sure	32	11.0	100.0	100.0
Missing System	260	89.0		
Total	292	100.0		

Frequencies

Statistics

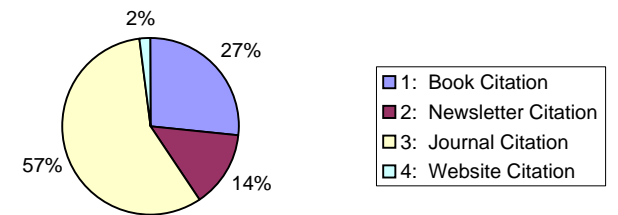
Q15

N	Valid	274
	Missing	18
Mean		2.35
Median		3.00
Mode		3
Std. Deviation		0.894

Q15

	Frequency	Percent	Valid Percent	Cumulative Percent
Valid 1: Book Citation	73	25.0	26.6	26.6
2: Newsletter Citation	38	13.0	13.9	40.5
3: Journal Citation	158	54.1	57.7	98.2
4: Website Citation	5	1.7	1.8	100.0
Total	274	93.8	100.0	
Missing System	18	6.2		
Total	292	100.0		

Q#15: Identify a scholarly journal article from four citations:



Statistics

Q161

N	Valid	222
	Missing	70

Q161

		Frequency	Percent	Valid Percent	Cumulative Percent
Valid	1: Quote Whole Paragraph	222	76.0	100.0	100.0
Missing	System	70	24.0		
Total		292	100.0		

Statistics

Q162

N	Valid	166
	Missing	126

Q162

		Frequency	Percent	Valid Percent	Cumulative Percent
Valid	2: Paraphrase Paragraph	166	56.8	100.0	100.0
Missing	System	126	43.2		
Total		292	100.0		

Statistics

Q163

N	Valid	229
	Missing	63

Q163

		Frequency	Percent	Valid Percent	Cumulative Percent
Valid	3: Quote One Sentence	229	78.4	100.0	100.0
Missing	System	63	21.6		
Total		292	100.0		

Statistics

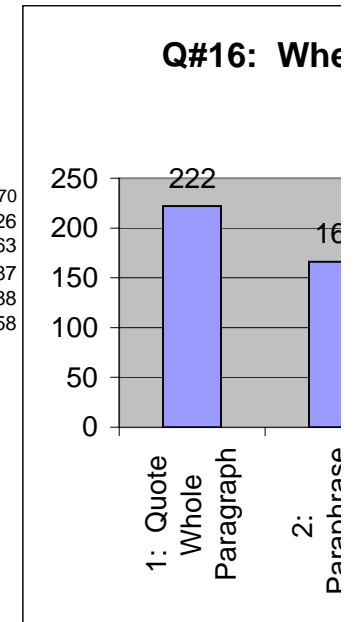
Q164

N	Valid	5
	Missing	287

Q164

		Frequency	Percent	Valid Percent	Cumulative Percent
Valid	4: Don't Need to Cite	5	1.7	100.0	100.0
Missing	System	287	98.3		
Total		292	100.0		

	Frequency	Missing
1: Quote Wh	222	70
2: Paraphras	166	126
3: Quote On	229	63
4: Don't Need	5	287
5: None of th	4	288
6: Don't Know	34	258



Statistics

Q165

N	Valid	4
	Missing	288

Q165

	Frequency	Percent	Valid Percent	Cumulative Percent
Valid 5: None of the Above	4	1.4	100.0	100.0
Missing System	288	98.6		
Total	292	100.0		

Statistics

Q166

N	Valid	34
	Missing	258

Q166

	Frequency	Percent	Valid Percent	Cumulative Percent
Valid 6: Don't Know / Not Sure	34	11.6	100.0	100.0
Missing System	258	88.4		
Total	292	100.0		

Statistics

	Q171	Q172	Q173	Q174	Q175	Q176
N Valid	143	5	9	26	25	1
Missing	149	287	283	266	267	291

Q171

	Frequency	Percent	Valid Percent	Cumulative Percent
Valid 1: Authority	143	49.0	100.0	100.0
Missing System	149	51.0		
Total	292	100.0		

Q172

	Frequency	Percent	Valid Percent	Cumulative Percent
Valid 2: Accuracy	5	1.7	100.0	100.0
Missing System	287	98.3		
Total	292	100.0		

Q173

	Frequency	Percent	Valid Percent	Cumulative Percent
Valid 3: Objectivity	9	3.1	100.0	100.0
Missing System	283	96.9		

	Frequency	Percent	Valid Percent
1: Authority	143	49.0%	68.4%
2: Accuracy	5	1.7%	2.4%
3: Objectivity	9	3.1%	4.3%
4: Currency	26	8.9%	12.4%
5: Coverage	25	8.6%	12.0%
6: Design	1	0.3%	0.5%
Valid	209	71.6%	
Missing	83	28.4%	
Total	292		

Q

Total	292	100.0	
-------	-----	-------	--

Q174

	Frequency	Percent	Valid Percent	Cumulative Percent
Valid 4: Currency	26	8.9	100.0	100.0
Missing System	266	91.1		
Total	292	100.0		

Q175

	Frequency	Percent	Valid Percent	Cumulative Percent
Valid 5: Coverage	25	8.6	100.0	100.0
Missing System	267	91.4		
Total	292	100.0		

Q176

	Frequency	Percent	Valid Percent	Cumulative Percent
Valid 6: Design	1	0.3	100.0	100.0
Missing System	291	99.7		
Total	292	100.0		

Frequencies

Statistics

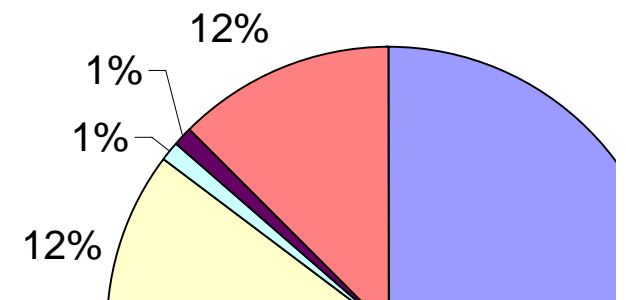
Q18

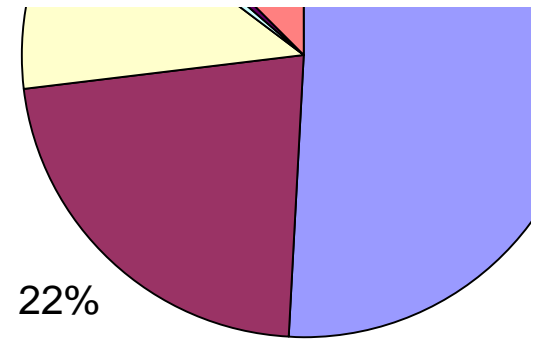
N	Valid	266
	Missing	26
Mean		2.66
Median		1.00
Mode		1
Std. Deviation		2.046

Q18


	Frequency	Percent	Valid Percent	Cumulative Percent
Valid 1: Popular Periodical	135	46.2	50.8	50.8
3: Professional / Trade Magazine	59	20.2	22.2	72.9
4: Scholarly Journal	33	11.3	12.4	85.3
5: Government Document	3	1.0	1.1	86.5
6: Tabloid	3	1.0	1.1	87.6
7: Don't Know / Not Sure	33	11.3	12.4	100.0
Total	266	91.1	100.0	
Missing System	26	8.9		
Total	292	100.0		

Q#18: What type of pub

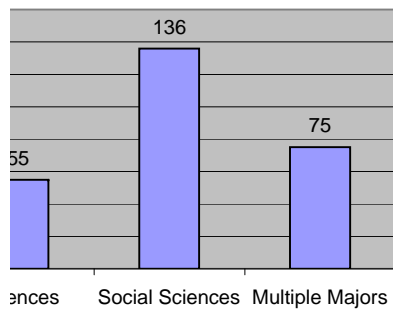




Q#3: First Year Student Majors

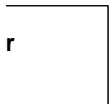


Student Majors by Division



]

r



rally

iliar / Not

;

t

]

ay
es

rough

esearch

'eb Search

Library

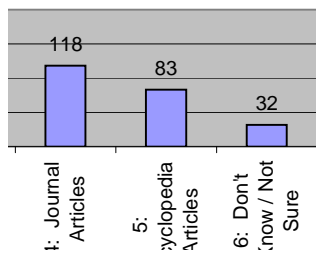
ow / Not

al

Correct
Incorrect

r Within a
aper Article
Article
now / Not

How many are considered
sources?



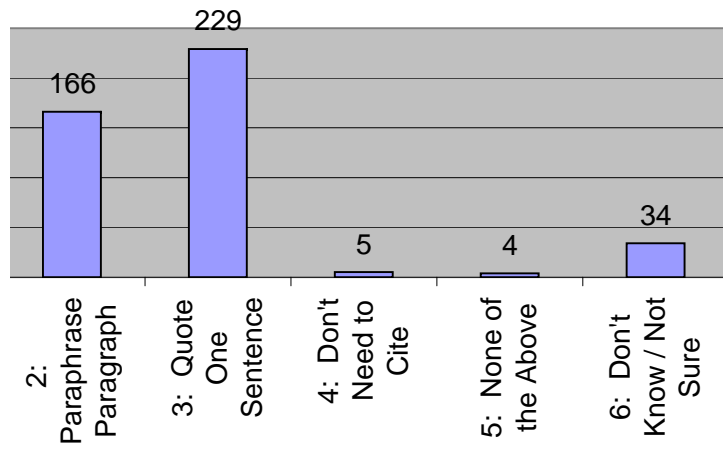
4: 5
Ar

5
Enycl
Artir

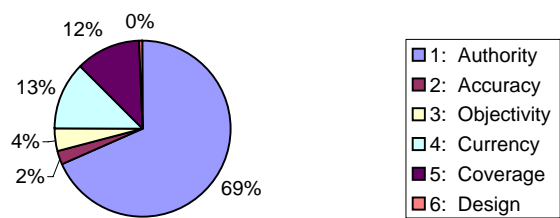
6:
Kno
S

ion

When do you need to make sure that you cite an article?



Q#17: Name one criterion for evaluating the authority of a website:

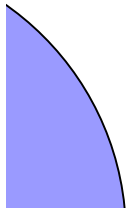


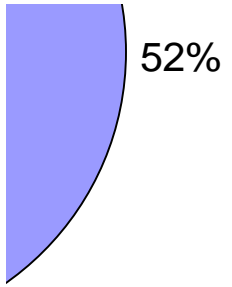
publication is *Newsweek*?

■ 1: Popular Periodical

■ 3: Professional /
Trade Magazine

■ 4: Scholarly Journal





52%

- 5: Government Document
- 6: Tabloid
- 7: Don't Know / Not Sure