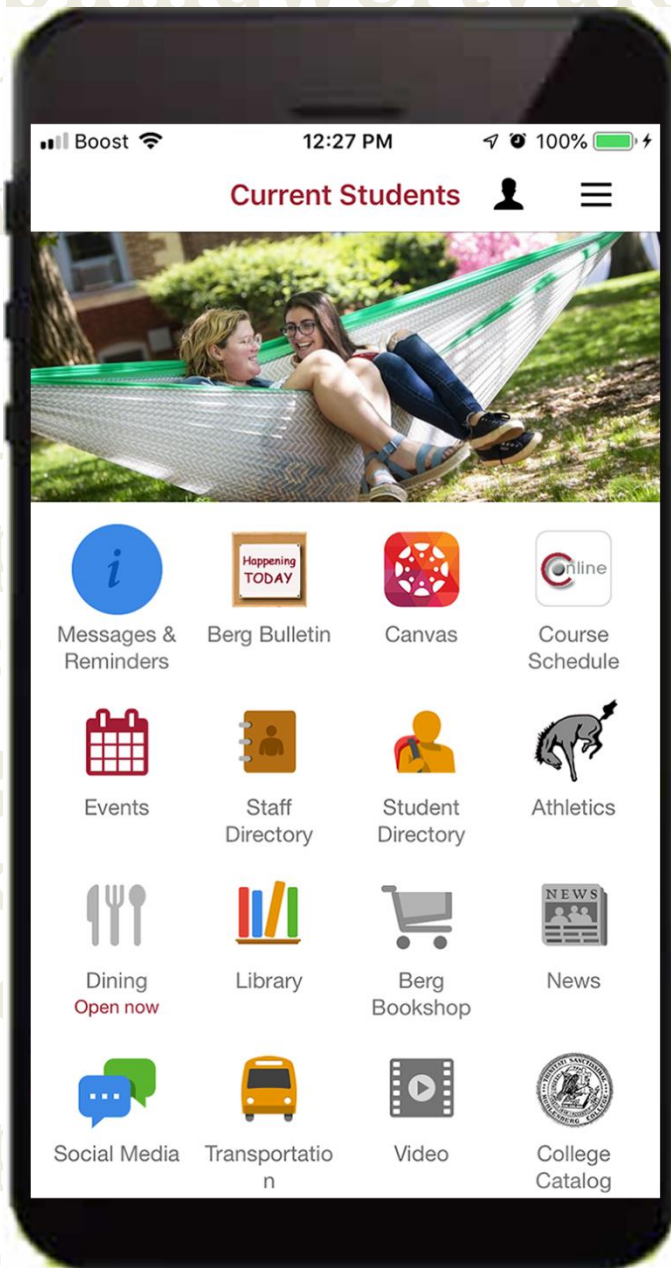


How To Subscribe to Push Notifications in iMuhlenberg



Technical Assistance/Inquiries	Email: supportdesk@muhlenberg.edu Office: Ettinger , 002 Phone Extension: 3566
Document Author	Carolyn Brown Ray, Web Architect
Last Modified	08/29/2019

Table Of Contents

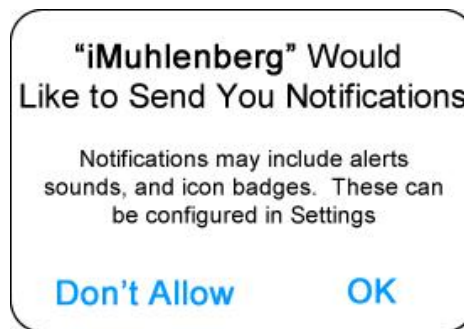
DOWNLOAD THE iMUHLENBERG APP	3
ENABLE PUSH NOTIFICATIONS FOR THE iMUHLENBERG APP	3
CHOOSE YOUR SUBJECT/CHANNEL OF INTEREST	4

DOWNLOAD THE IMUHLENBERG APP

Download the iMuhlenberg app from the Apple Store (for Apple devices) or from Google Play (for Android devices).

ENABLE PUSH NOTIFICATIONS FOR THE IMUHLENBERG APP


- After downloading the app, if you may be prompted with the following message requesting permission to send notifications. If so, click “OK”.



- If you are not prompted with the above message, perform the following steps to enable push notifications for the iMuhlenberg app:


- **Apple device:**

- Click your device “Settings”.
- Scroll down and choose iMuhlenberg
- Click “Notifications”
- Turn on “Allow Notifications”



- **Android device:**

- Click your device “Settings”
- Click “Applications”
- Choose “iMuhlenberg”
- Under App Settings, allow Notifications



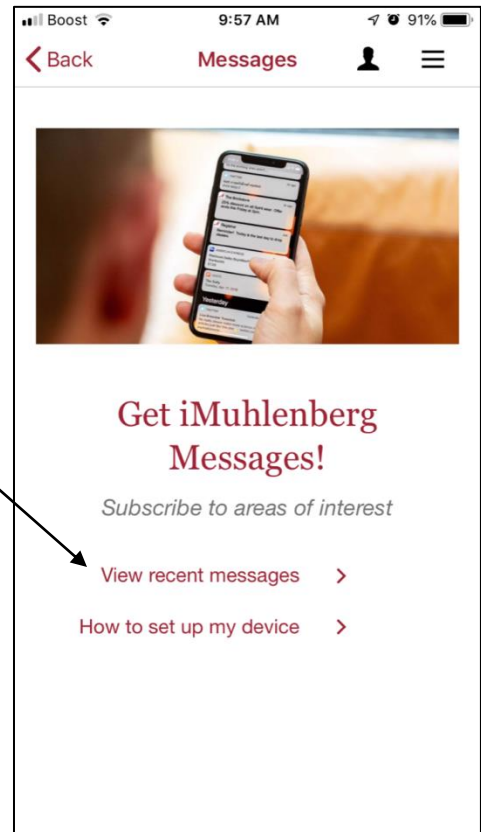
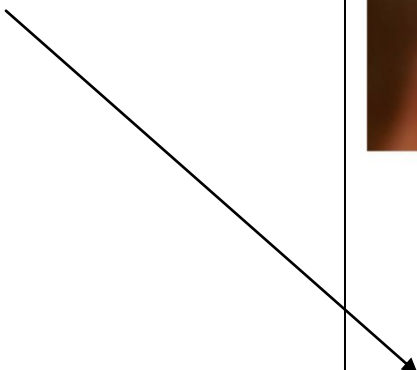
CHOOSE YOUR SUBJECT/CHANNEL OF INTEREST

- Open the iMuhlenberg app
- Click the blue “Messages & Reminders” circle/link

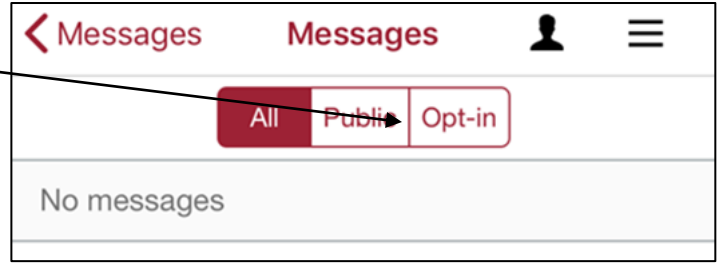


Messages &
Reminders

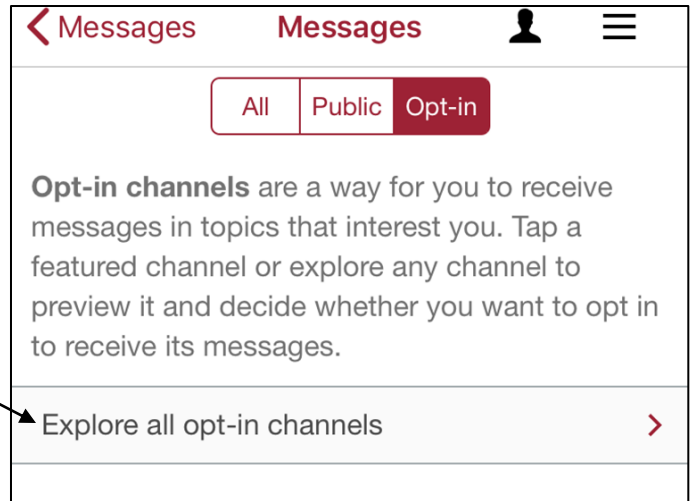
- Click “View Recent Messages”



- Click "Opt-In" at the upper right



- Click "Explore all opt-in channels"

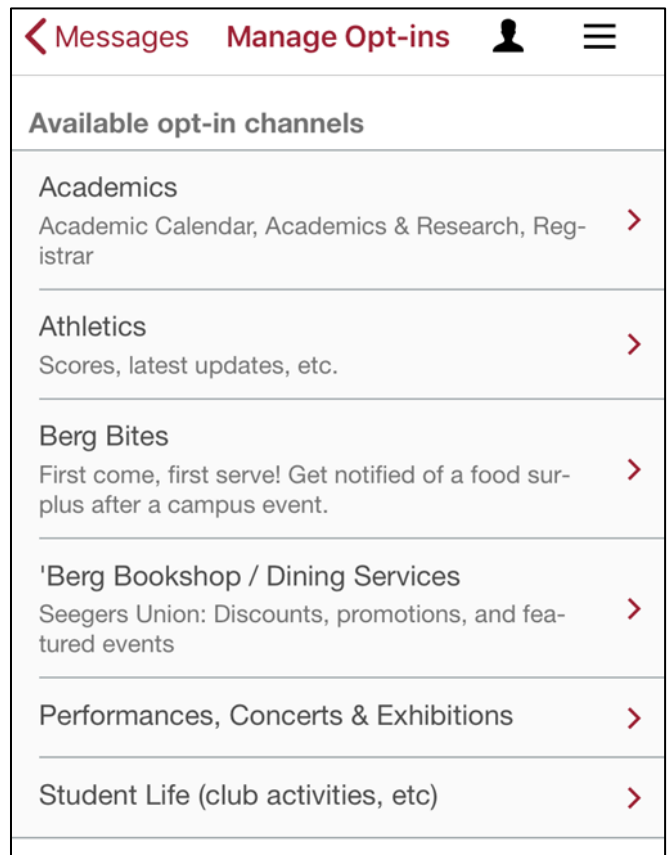


- Choose any channel you'd like to hear from!

Berg Bites is part of a financial hardship campus initiative aimed to ease meal expenses

All channels currently available:

- Academics
- Athletics
- Berg Bites
- Berg Bookshop/Dining Services
- Performances, Concerts & Exhibitions
- Student Life



- Click the green “Opt in” button, and you’re all set!

